

Who Are Our Students?

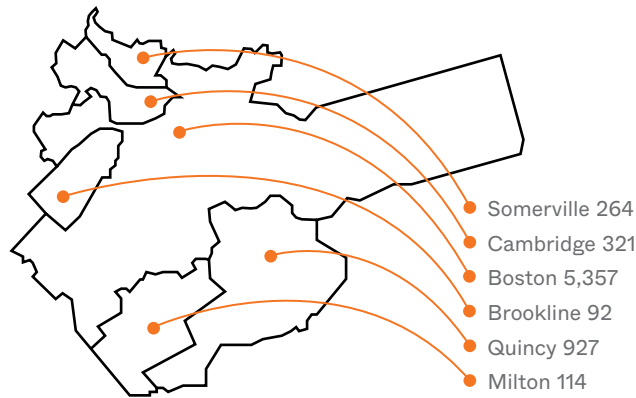
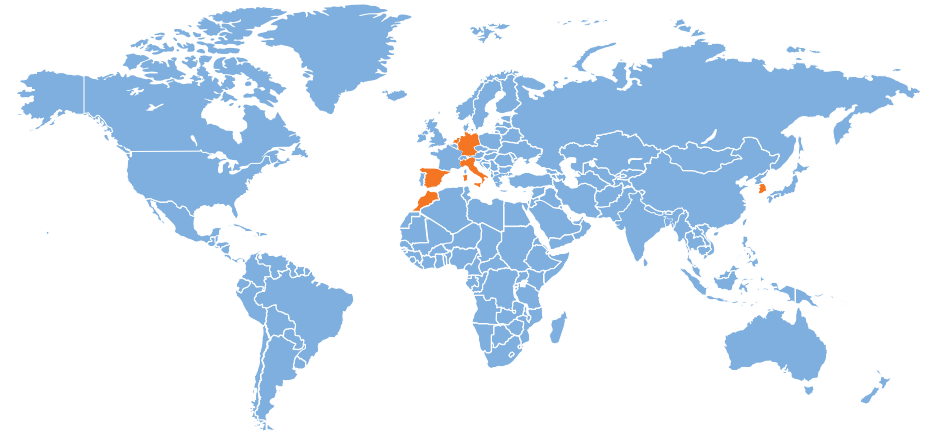
FALL 2022

Office of Institutional Research,
Assessment, and Planning

University of Massachusetts Boston
617.287.5420 | umb.edu/oirap

In the 2021–2022 academic year at least 87 degree-seeking students earned academic credit through Study Abroad programs. Some of the places they visited are

- Germany
- Italy
- South Korea
- Netherlands
- Spain
- Morocco



45% of UMass Boston students live in the Metro Boston area.

Percent of Fall 2022 Undergraduates from MA, Out of State, and International

Number Enrolled	
In-State	10,462
Out-of-State	1,759
Total	12,221
International Percentage Enrolled	
International	6%

Out-of-State Percentage Enrolled	
Connecticut	1%
Maine	<1%
New Hampshire	<1%
New York	<1%
New Jersey	<1%
Pennsylvania	<1%
Rhode Island	<1%
Vermont	<1%
Other states	5%

Connect with Us

UMass Boston, with 15,586 enrolled undergraduate and graduate students in fall 2022, is nationally recognized as a model of excellence for urban public universities. The university's 9 colleges and schools offer 68 undergraduate programs and 140 graduate programs (including master's and doctoral programs). The Honors College serves 516 students who thrive on intellectual challenge. Enriched courses probe more deeply into theory or venture further into application.

UMass Boston's diverse student body provides a global context for student learning. Its location in a major U.S. city provides connections to employers in industries such as finance, health care, technology, service, and education. Students are offered many opportunities to gain valuable in-school experience via internships, clinical, and other career-related placements.

For more information, please visit, umb.edu/the_university.

Office of Institutional Research, Assessment, and Planning

OIRAP is responsible for reporting student, course, faculty, staff, and academic program data to state and federal agencies, and to UMass Boston faculty, students, and administrators. We also conduct surveys and complete special analyses and reports.

James Hughes, PhD | Associate Provost for Institutional Research, Assessment, and Planning | 617.287.5420



In fall 2022 students from 117 different countries (including the United States) were enrolled at UMass Boston.

3.05

The average GPA of all undergraduate students was 3.05. Approximately 32% of students had a GPA of 3.5 or higher.

516

We had 516 students enrolled in the Honors College in fall 2022.

292

There were 292 veterans enrolled at UMass Boston in fall 2022.

59%

A total of 59% of our students speak a language other than English at home.

Our Alumni, Fall 2022

	Graduate	Undergraduate
Percentage who went to graduate school (5-year-out alumni, Class of 2017)	17%	40%
Percentage employed (Class of 2007, 2012, 2017, 2022)	95%	91%

From Alumni Survey 2022

For more information about students and faculty, visit us on the web at umb.edu/oirap.

72%

of freshmen return after their first year.

51%

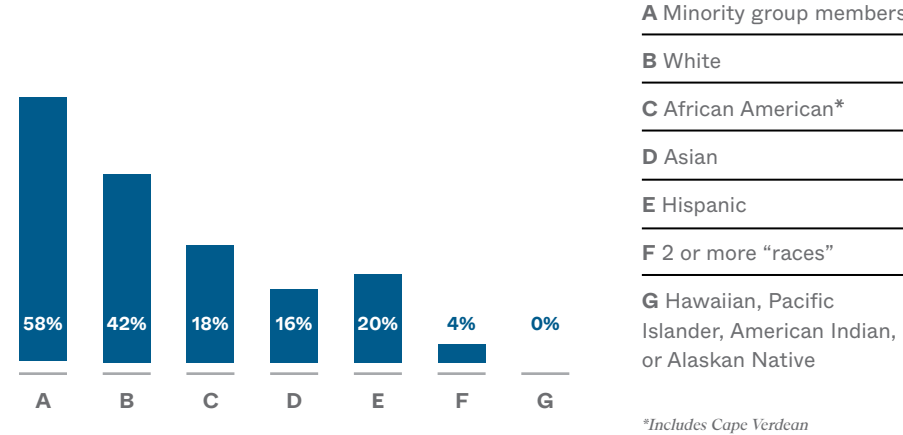
of freshmen graduate within six years.

55%

of UMass Boston students are first-generation college students (neither parent graduated from college).

Enrollment by Ethnicity, Fall 2022

Note: International students and students not reporting race/ethnicity are excluded.

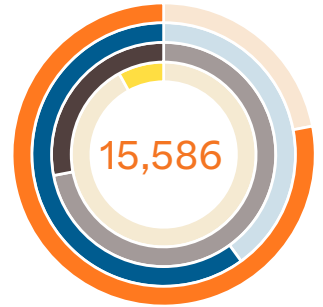


Enrollment by College, Fall 2022

	Undergraduate	Graduate
College of Liberal Arts	4,107	484
College of Science and Mathematics	3,496	369
College of Management	1,870	770
Robert and Donna Manning College of Nursing and Health Sciences*	1,624	257
College of Education and Human Development	365	962
McCormack Graduate School of Policy and Global Studies	41	319
School for the Environment	246	77
Non-Degree	472	127
Total	12,221	3,365

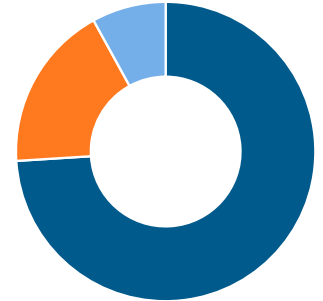
*Includes Exercise and Health Science

Fall 2022 Student Statistics



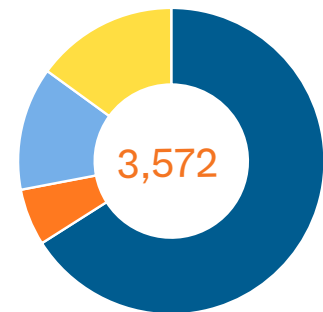
- Undergraduates: 78%
- Women: 59%
- Attend part time: 28%
- International students: 10%

Age of UMass Boston Undergraduates in 2022



- 22 or younger: 74%
- 23-30: 18%
- 31 or older: 8%

Fall 2022 New Undergraduates



- First-time freshmen: 69%
- Transfers w/ freshman standing: 6%
- Transfers w/ sophomore standing: 11%
- Transfers w/ upper-division standing: 14%