

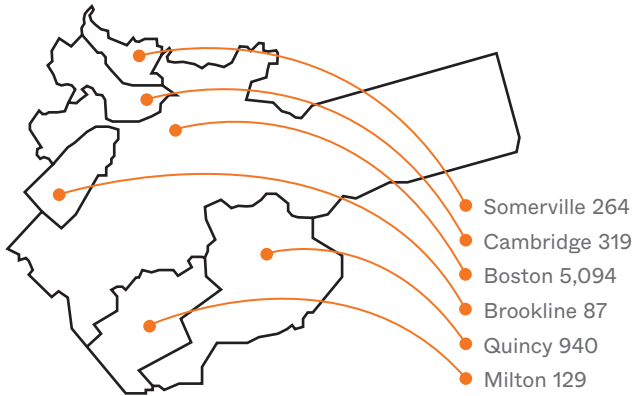
# Who Are Our Students?

FALL 2021

OFFICE OF INSTITUTIONAL RESEARCH,  
ASSESSMENT, AND PLANNING

UNIVERSITY OF MASSACHUSETTS BOSTON  
617.287.5420  
www.umb.edu/oirap

In the 2020–2021 academic year at least 1 degree-seeking student earned academic credit through Study Abroad programs. One place they visited is the **United Kingdom**.



**44%** of UMass Boston students live in the Metro Boston area.

## Percent of Fall 2021 Undergraduates Enrolled

Number Enrolled	
In-State	10,738
Out-of-State	1,531
<b>Total</b>	<b>12,269</b>
International Percentage Enrolled	
International	6%

Out-of-State Percentage Enrolled	
Connecticut	<1%
Maine	<1%
New Hampshire	<1%
New York	<1%
New Jersey	<1%
Pennsylvania	<1%
Rhode Island	<1%
Vermont	<1%
Other states	4%

## Connect with Us

UMass Boston, with 15,637 enrolled undergraduate and graduate students in fall 2021, is nationally recognized as a model of excellence for urban public universities. The university's 9 colleges and schools offer 68 undergraduate programs and 140 graduate programs (including master's and doctoral programs). The Honors College serves 592 students who thrive on intellectual challenge. Enriched courses probe more deeply into theory or venture further into the application.

UMass Boston's diverse student body provides a global context for student learning. Its location in a major U.S. city provides connections to employers in industries such as finance, health care, technology, service, and education. Students are offered many opportunities to gain valuable in-school experience via internships, clinical, and other career-related placements.

For more information, please visit, [www.umb.edu/the\\_university](http://www.umb.edu/the_university).

### OFFICE OF INSTITUTIONAL RESEARCH, ASSESSMENT, AND PLANNING (OIRAP)

OIRAP is responsible for reporting student, course, faculty, staff, and academic program data to state and federal agencies, and to UMass Boston faculty, students, and administrators. We also conduct surveys and complete special analyses and reports.

James Hughes, PhD | Associate Provost for Institutional Research, Assessment, and Planning | 617.287.5420



In fall 2021 students from 135 different countries (including the United States) were enrolled at UMass Boston.

3.11

The average GPA of all undergraduate students was 3.11. Approximately 35% of students had a GPA of 3.5 or higher.

592

We had 592 students enrolled in the Honors College in fall 2021.

313

There were 313 veterans enrolled at UMass Boston in fall 2021.

59%

A total of 59% of our students speak a language other than English at home.

### Our Alumni, Fall 2021

	Graduate	Undergraduate
Percentage who went to graduate school (5-year-out alumni, Class of 2016)	17%	40%
Percentage employed (Classes of 2006, 2011, 2016, 2021)	95%	91%

From Alumni Survey 2021

For more information about students and faculty, visit us on the web at [www.umb.edu/oirap](http://www.umb.edu/oirap).

75%

of freshmen return after their first year.

49%

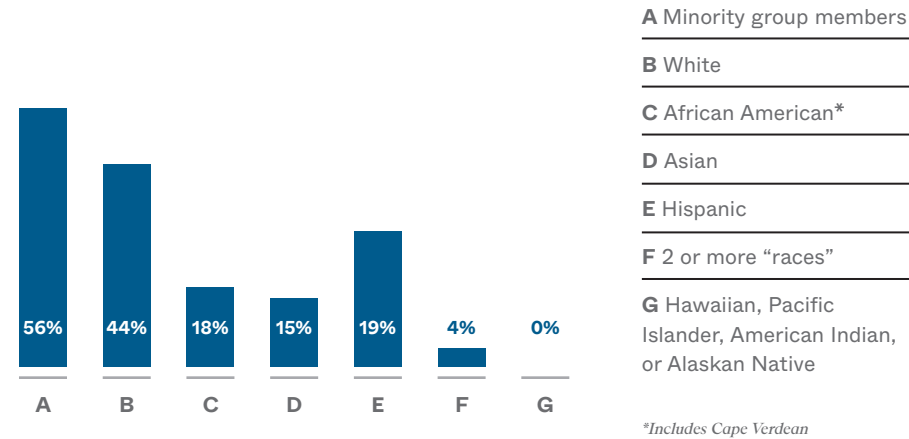
of freshmen graduate within six years.

62%

of UMass Boston students are first-generation college students (neither parent graduated from college).

### Enrollment by Ethnicity, Fall 2021

Note: International students and students not reporting race/ethnicity are excluded.

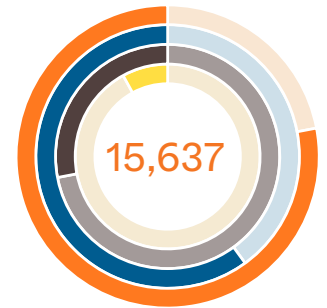


### Enrollment by College, Fall 2021

	Undergraduate	Graduate
College of Liberal Arts	4,205	502
College of Science and Mathematics	3,402	271
College of Management	1,900	585
Robert and Donna Manning College of Nursing and Health Sciences*	1,795	331
College of Education and Human Development	368	1,105
McCormack Graduate School of Policy and Global Studies	37	327
School for the Environment	242	88
Non-Degree	320	159
<b>Total</b>	<b>12,269</b>	<b>3,368</b>

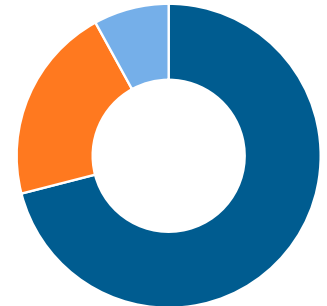
\*Includes Exercise and Health Science

### Fall 2021 Student Statistics



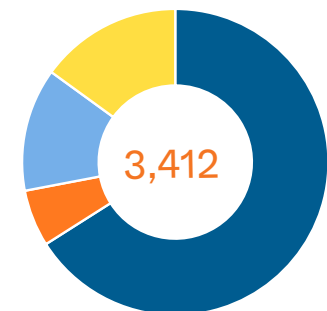
- Undergraduates: 78%
- Women: 60%
- Attend part time: 28%
- International students: 8%

### Age of UMass Boston Undergraduates



- 22 or younger: 71%
- 23-30: 21%
- 31 or older: 8%

### Fall 2021 New Undergraduates



- First-time freshmen: 66%
- Transfers w/ freshman standing: 6%
- Transfers w/ sophomore standing: 13%
- Transfers w/ upper-division standing: 15%